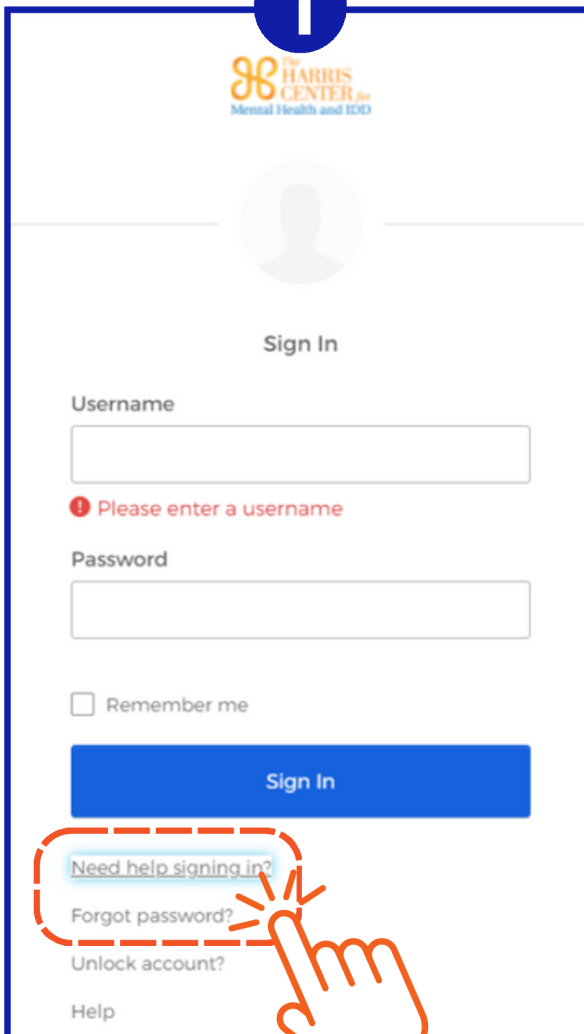


Okta Password Reset Guide

1



Sign In

Username

Please enter a username

Password

☐ Remember me

Sign In

Need help signing in?

Forgot password?

Unlock account?

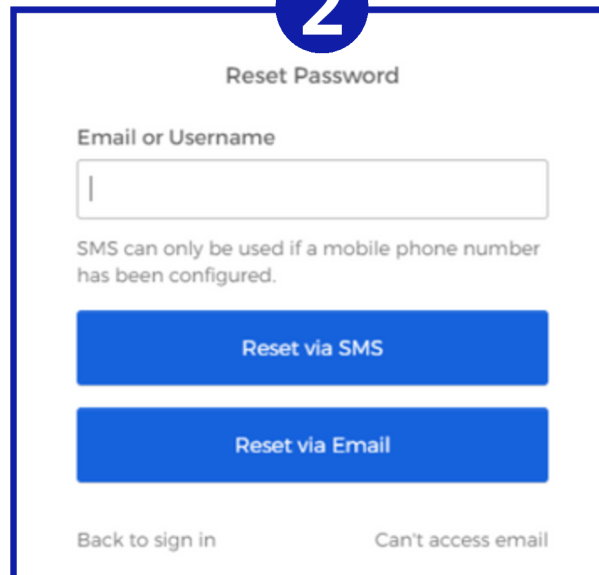
Help

Go to the Okta log-in:

<https://theharriscenter.okta.com/>

**Click “Forgot Password” or
“Need help signing in?” →
“Forgot Password”**

2



Reset Password

Email or Username

Reset via SMS

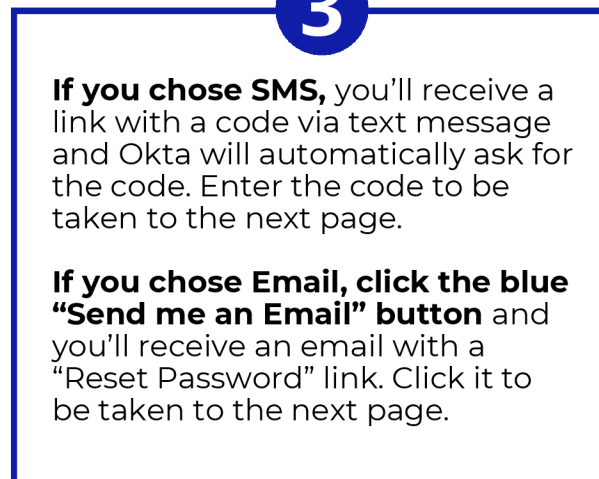
Reset via Email

[Back to sign in](#) [Can't access email](#)

**Enter your Harris Center email
and choose a reset method:**

- **SMS** (if you have a phone number registered)
- **Email** (if you have a secondary email registered)

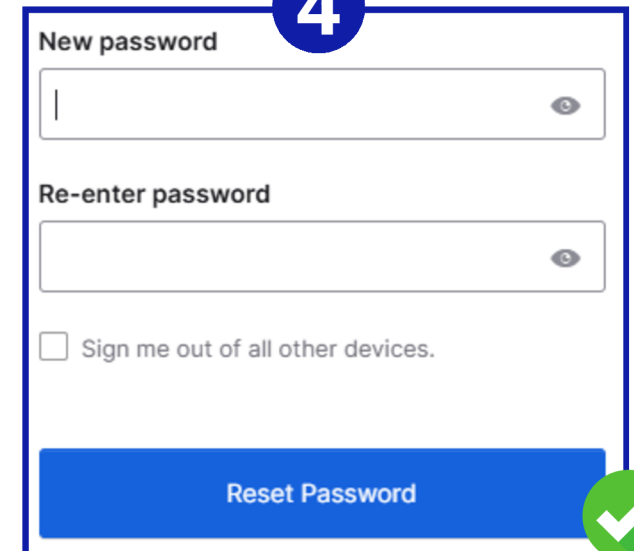
3



If you chose SMS, you'll receive a link with a code via text message and Okta will automatically ask for the code. Enter the code to be taken to the next page.

If you chose Email, click the blue **“Send me an Email”** button and you'll receive an email with a “Reset Password” link. Click it to be taken to the next page.

4



New password

Re-enter password

☐ Sign me out of all other devices.

Reset Password

**Create your new password,
re-enter it in the second box,
and click “Reset Password”.**

You're done!

Strong password suggestions:

- A 15-character passphrase you can remember (example: sunnydaysmakemesmile)
- Don't reuse old passwords
- Avoid following simple patterns

**Questions? Contact the Help Desk
at HelpDesk@theharriscenter.org
or 713-970-7240.**